

## Topics, Terms, and Images for Week 1

### Introduction: threads we'll follow during this course

#### The physical form of the book

- What materials people wrote on
- How those materials were formed into books

#### The evolution of script

- How letterforms and the aesthetics of script changed over time
- The lines of influence we can trace through time and from place to place as new styles evolve and spread
- Abbreviations, word spacing, and punctuation
- Which scripts made the transition from manuscript to print

#### The organization and decoration of the page and of the book

- Page layout, script proportions in the context of the page, and page aesthetics
- Styles of decoration
- Tools for medieval readers for navigating the text
- Biblical and liturgical/prayer manuscripts as examples

#### Digitized manuscripts

- Where manuscripts survive and where they are being digitized
- Searching and browsing medieval manuscripts online
- Understanding published manuscript descriptions
- Using what you know about the physical book and its script, organization, and decoration to navigate digitized manuscripts

### Overview of periods we'll be covering: Late Antiquity, Early, High, and Late Middle Ages

#### Overview of regions we'll be covering:

- Focus on the Roman alphabet and Latin-using regions, i.e. the Roman and post-Roman world, western Mediterranean and then Western Europe, Christian texts and contexts; eastern and non-Christian comparanda where possible
- Rome and its ancient provinces; Gaul —> Francia (France and Germany); the Insular World = Ireland, Britain —> England and Ireland
- Regions that had been Roman provinces vs. those that received Latin and the Roman alphabet only with conversion to Christianity
- Monasteries, courts, and universities as centers of innovation and influence

## The disciplines involved in manuscript study

**Paleography:** The study of the **script** of premodern manuscripts (generally, medieval and Renaissance); more broadly the study of medieval manuscripts.

**Codicology:** The study of the **physical form of the book** once the book takes the form of the **codex** (which we will discuss next week). The study of the materials and construction of the book: parchment, inks, ruling, binding, etc. Some codicologists are particularly focused on page layout.

**Art historians** who work on medieval manuscripts are typically concerned with the illustrations and decoration that appears in those manuscripts. Paleographers and codicologists are, of course, also interested in the techniques and styles of manuscript art.

**Papyrology:** The study of the script, contents, and physical form of **papyrus** books and documents from Mediterranean antiquity. Paleographers and codicologists also deal with papyri and their scripts as part of the longer history of premodern scripts and books. The existence of papyrology as a separate field has to do with the 19th- and 20th-c. evolution of university disciplinary divisions and the different kinds of institutions that normally collect papyri vs. medieval manuscripts.

---

## Terms for describing script

**SCRIPT** = a particular style of writing **vs.** **HAND** = an individual scribe writing that script

**minim**

**ascender, descender**

**minim height**

**MAJUSCULE vs. minuscule**

(and why we don't say "upper case" and "lower case" for manuscripts)

**ductus**

**cursive**

A **minim** is a single, short vertical stroke like a the letter i, without the dot—the “minimal” element of any given script. In some scripts, many letters are made up of this one stroke, which can lead to “minim confusion.” The word minim illustrates minim confusion nicely:

**minim**                      **minim**

**Minim height** is the height of the top of one minim. (The equivalent term in typography is x-height.) The feet of minims sit on the **baseline**. Minim height is useful in talking about the proportions of a script.

minim height — **minim**      **abcdefghijklmnpqrst**  
baseline

An **ascender** is the part of a letter like b or d that sticks up above minim height.  
A **descender** is the part of a letter like p or q that hangs down below the baseline.

tall ascenders and descenders in proportion to  
minim height means quite a bit of space between  
lines which is typical of caroline minuscule

tall ascenders and descenders in proportion to  
minim height means quite a bit of space between  
lines which is typical of caroline minuscule

large minim height in proportion to ascenders and  
descenders means a dense page with less white space  
which is typical of gothic textualis

large minim height in proportion to ascenders and  
descenders means a dense page with less white space  
which is typical of gothic textualis

abcdefghijklmnpqrst	o b c d e f g h i l m n o p q r s t u
α β γ δ ε ζ η θ ι λ μ ν ο π ρ ς τ υ	cc b c d e f g h i l m n o p q r s t u
abcdefghijklmnpqrst	ab c d e f g h i l m n o p q r s t u

A MAIUSCULE SCRIPT IS ONE IN WHICH ALL OR ALMOST ALL THE LETTERS FIT BETWEEN TWO IMAGINARY LINES. ASCENDERS AND DESCENDERS ARE ABSENT OR VERY MINIMAL.

A MAIUSCULE SCRIPT IS ONE IN WHICH ALL OR ALMOST ALL THE LETTERS FIT BETWEEN TWO IMAGINARY LINES. ASCENDERS AND DESCENDERS ARE ABSENT OR VERY MINIMAL.

ABCDEFGHIJKLMNOSTV    ABCDEFGHIJKLMNOSTV

a minuscule script is one that has ascenders and descenders.

a minuscule script is one that has ascenders and descenders.

Minuscules can be described as fitting roughly between four imaginary lines:

the baseline on which the letters sit

a line at minim height

a line to which descenders descend

a line to which ascenders ascend

(though in reality some ascenders and descenders will be shorter than others.)

abcdefghijklmnoprstu

abcdefghijklmnoprstu

Majuscule or minuscule? These scripts are conventionally classed as majuscules:

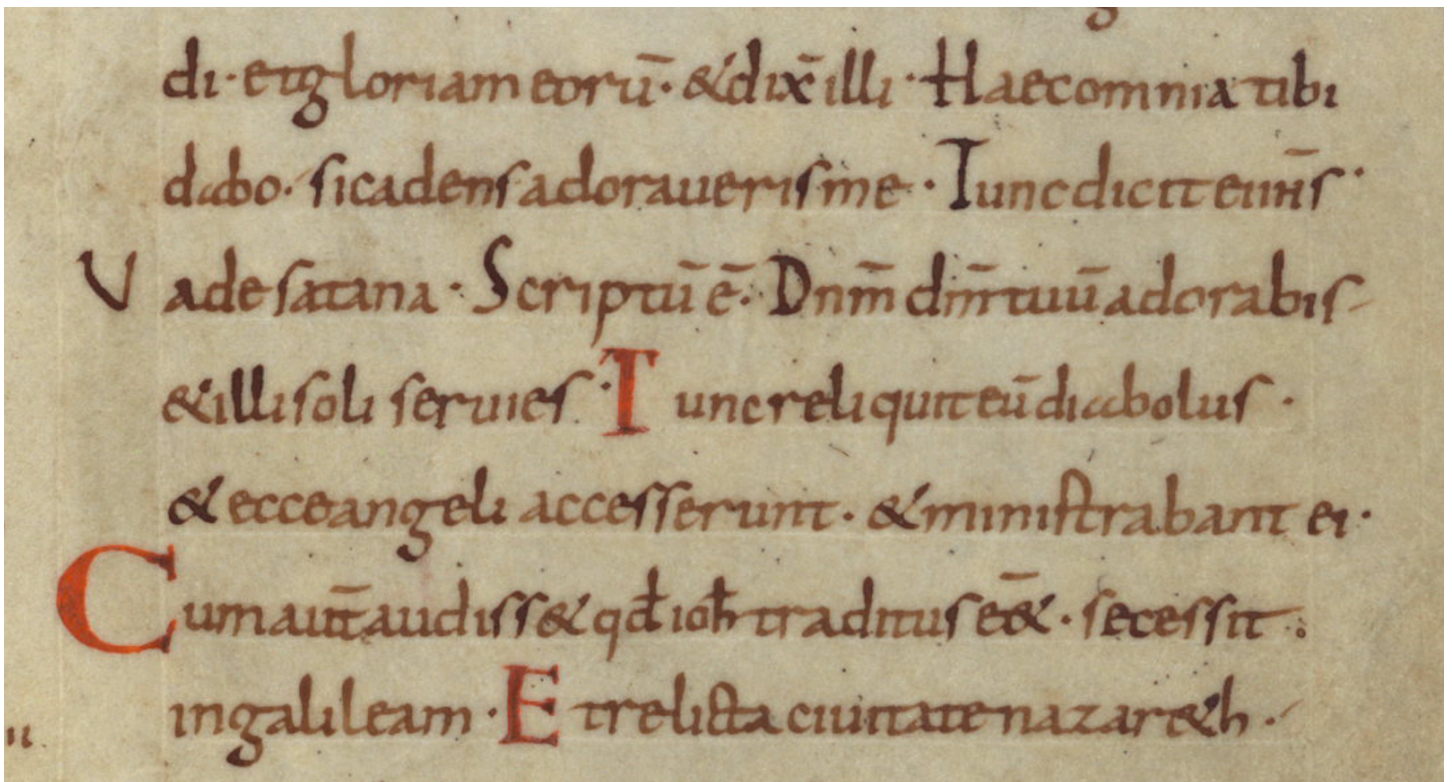
ABCDEFGHIJKLMNOSTU  
abcdefghijklmnoprstu



**majuscule** ≠ upper case

**minuscule** ≠ lower case

In the Middle Ages, the letters from the ancient majuscule scripts began to be used as “display scripts” for headings, section divisions, litterae notabiliores (“more noticeable letters”), and eventually for capitalizing the beginnings of sentences and names, more or less the way we use them now. In this 9th-century manuscript, majuscule letters (drawn from the Roman majuscule scripts) are used to mark the beginnings of sentences, verses, and quotations in a text written in Caroline minuscule:

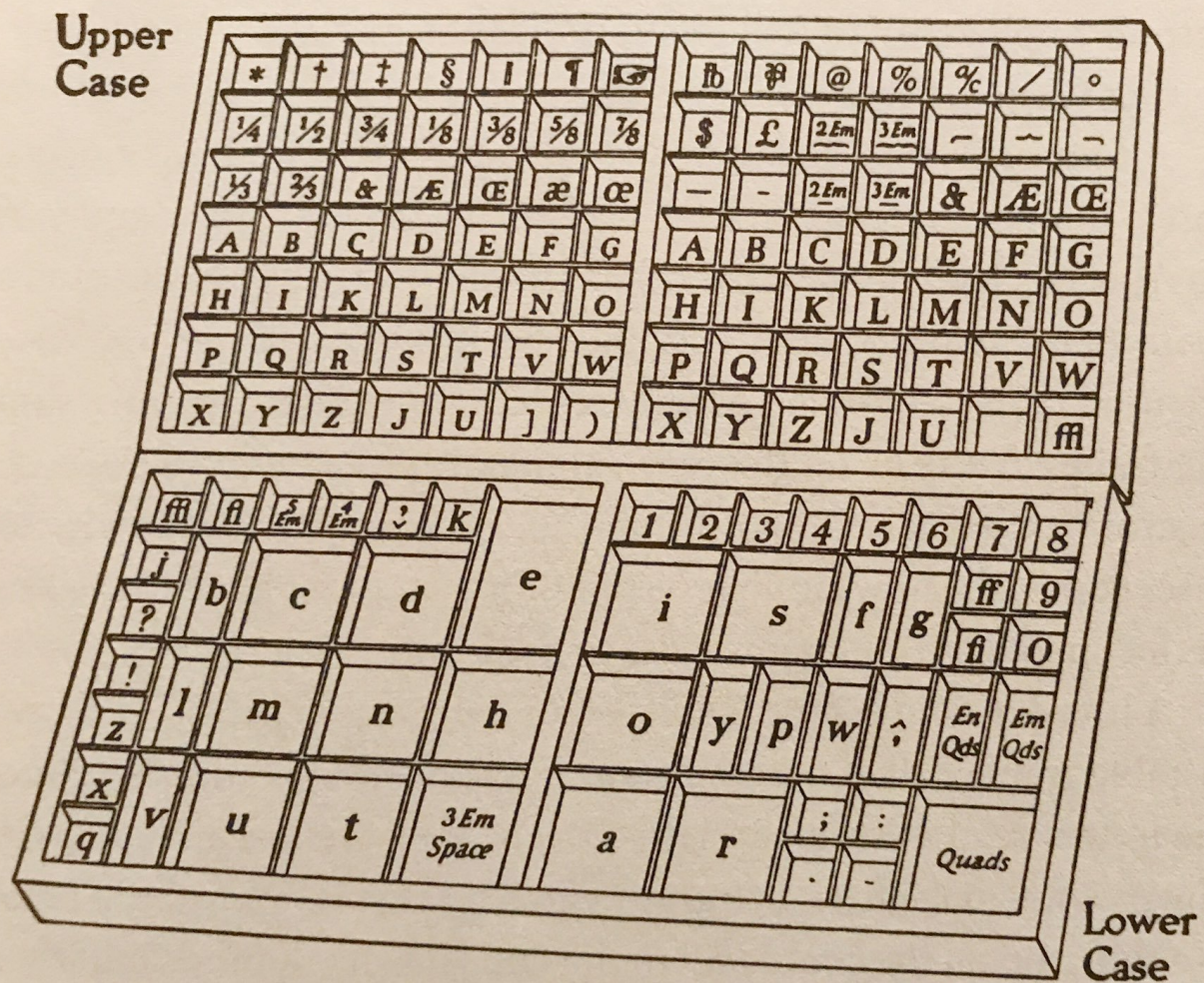


Baltimore, Walters Art Museum, MS W.4, fol. 38r. Germany, 865-875.

By the time of the invention of printing, modern capitalization conventions were pretty much in place, so every font needed both majuscule and minuscule letterforms.

The “case” terminology comes from printing: the capital letters of a font would be kept in an **upper case** and the lower-case letters in a **lower case**—closer to the typesetter and easier to reach, since those letters were used a lot more often. (See illustration next page.)





3.15 Pair of printer's cases (drawn by Rudolph Růžička for D.B. Updike's Printing Types).

Before printing, we can describe a **letterform** as **majuscule** (or capital) or **minuscule** but try to avoid using “upper case” and “lower case.”

We describe a **whole script** as **majuscule** (fits between two lines) or **minuscule** (has ascenders that stick up and down/fits between four lines).

Minuscule scripts may be used with some majuscule letters for emphasis or decoration.

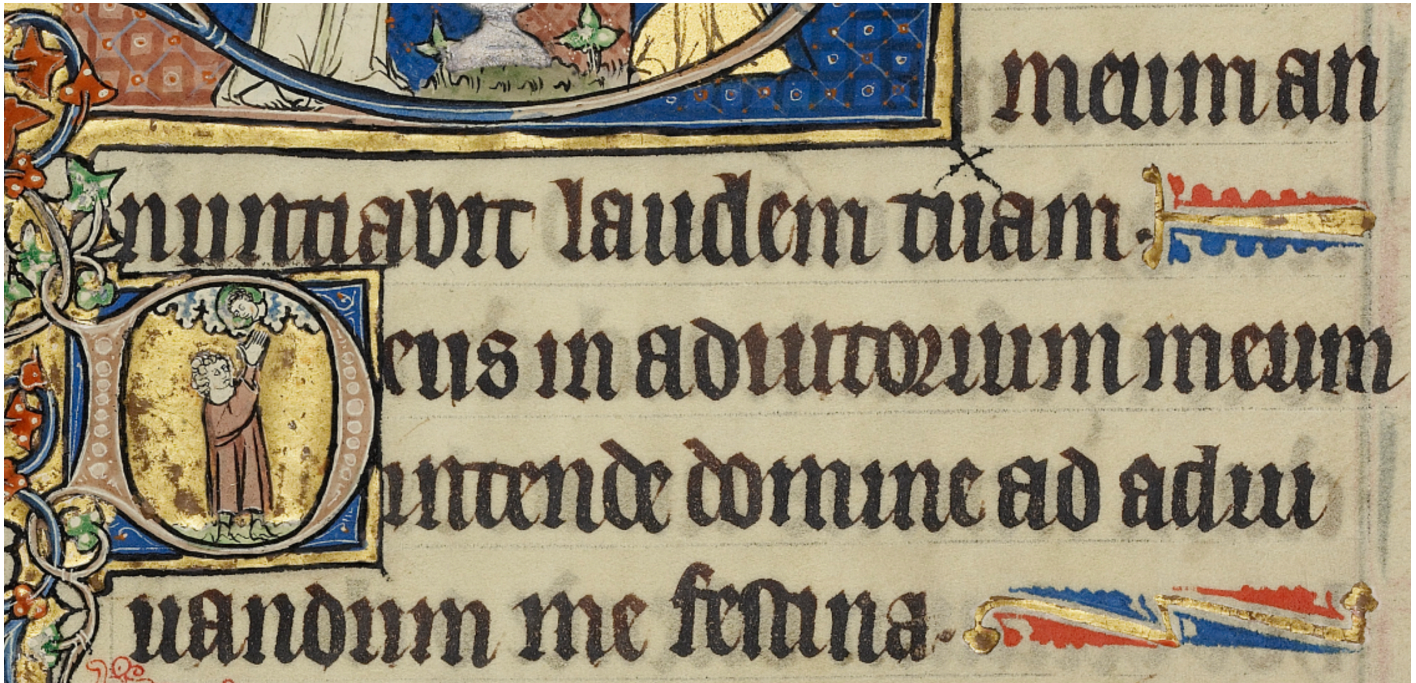
Majuscule scripts may contain letterforms we think of as “lower case.”

Confused yet? We'll see how this applies in particular times and places as we go along.



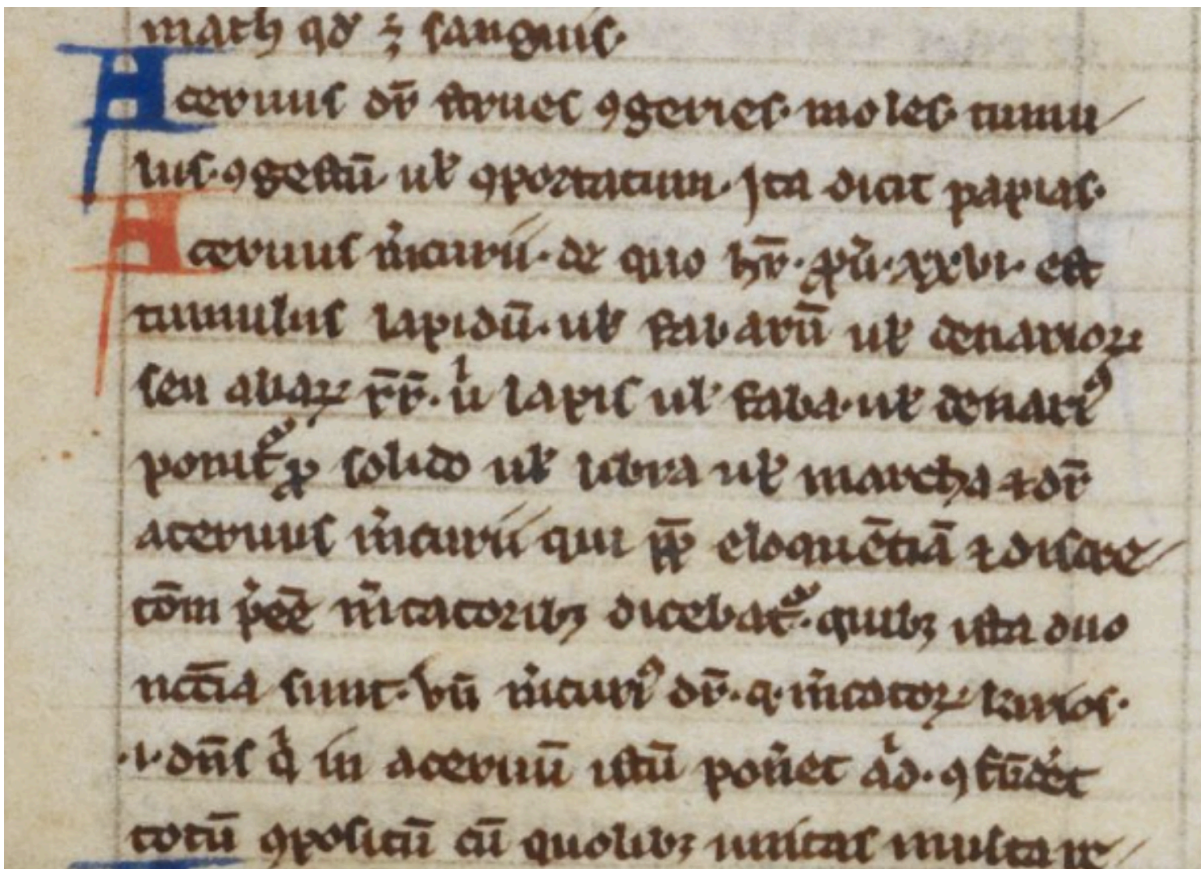
**Ductus:** how many strokes the scribe uses to make each letter and in what order.

Some scripts are very elaborate and require several separate strokes for each letter:



Los Angeles, J. Paul Getty Museum, Ms. Ludwig IX 3, ca. 1300

Some scripts are made with comparatively simple strokes and few lifts of the pen:

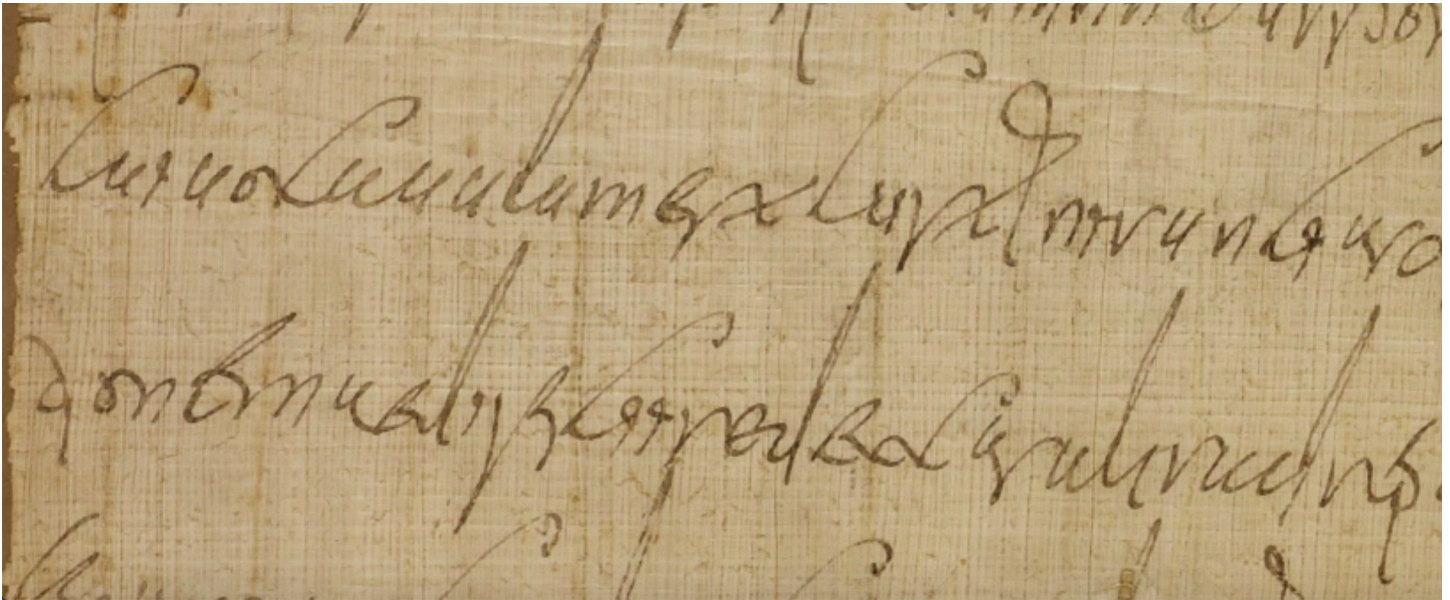


London, British Library, MS Harley 1687, late 13th century




**Cursive:** A cursive script is one made with very few lifts of the pen.

Later Roman Cursive:



London, British Library, MS Add. 5412, AD 572, Ravenna

...though it has often been used in paleography to refer to scripts that are just messy, like Older Roman Cursive:



London, British Library, Papyrus 229, AD 166, Syria