



# 2023 Member Survey

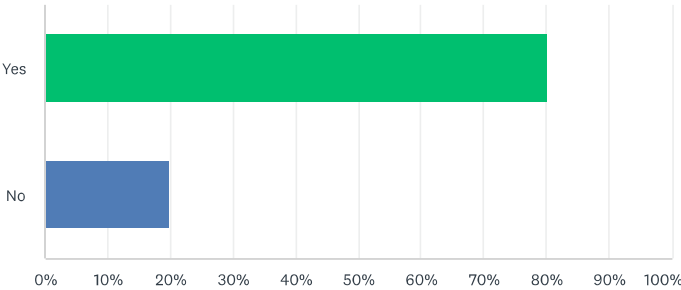
Invited  
Comments

All Pages ▾

Q1

Have you taken courses during any of these three semesters: Spring 2022, Fall 2022, or Spring 2023?

Answered: 787 Skipped: 0

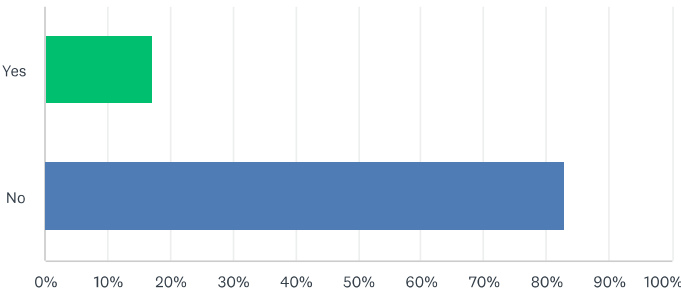


ANSWER CHOICES	RESPONSES	
Yes	80.18%	631
No	19.82%	156
TOTAL		787

Q2

Have you taken courses for the first time at OLLI during one of these semesters: Fall 2022 or Spring 2023?

Answered: 631 Skipped: 156



ANSWER CHOICES	RESPONSES	
Yes	17.12%	108
No	82.88%	523
TOTAL		631

Share Link

<https://www.surveymonkey.com/re:> COPY

SHARE SETTINGS

Share

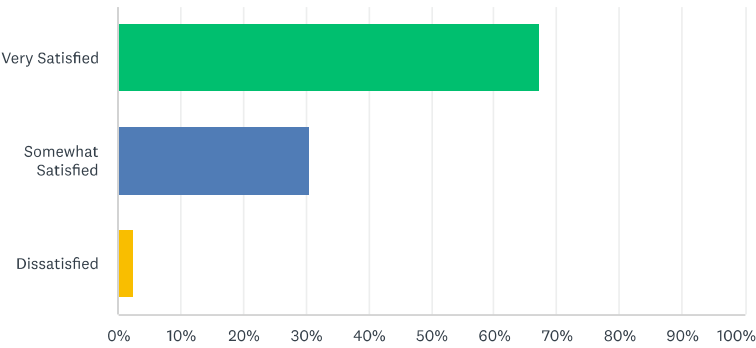
Tweet

Share

787 responses



Answered: 518   Skipped: 269

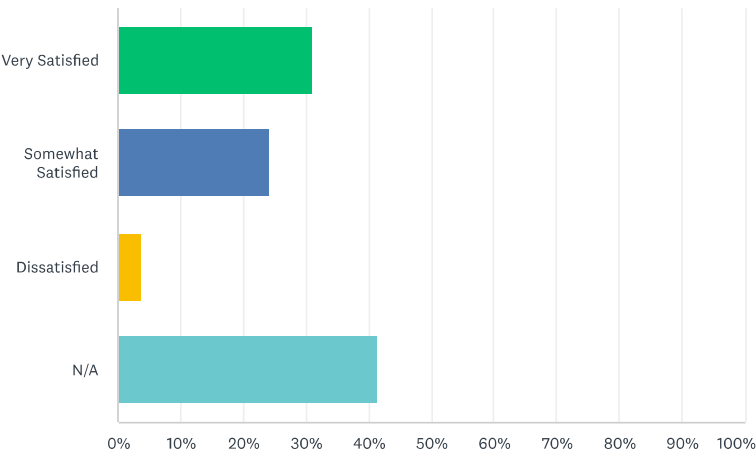


ANSWER CHOICES	RESPONSES	
Very Satisfied	67.18%	348
Somewhat Satisfied	30.50%	158
Dissatisfied	2.32%	12
TOTAL		518

Q4

How satisfied are you with the range of topics covered in the Friday lecture series?

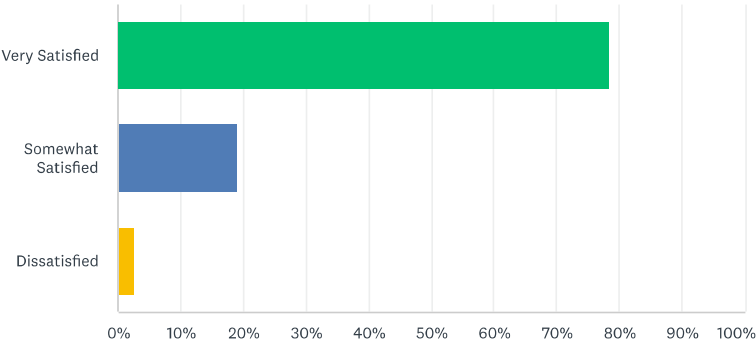
Answered: 518   Skipped: 269



ANSWER CHOICES	RESPONSES	
Very Satisfied	30.89%	160
Somewhat Satisfied	24.13%	125
Dissatisfied	3.67%	19
N/A	41.31%	214
TOTAL		518

How satisfied are you with the overall OLLI academic experience?

Answered: 518    Skipped: 269

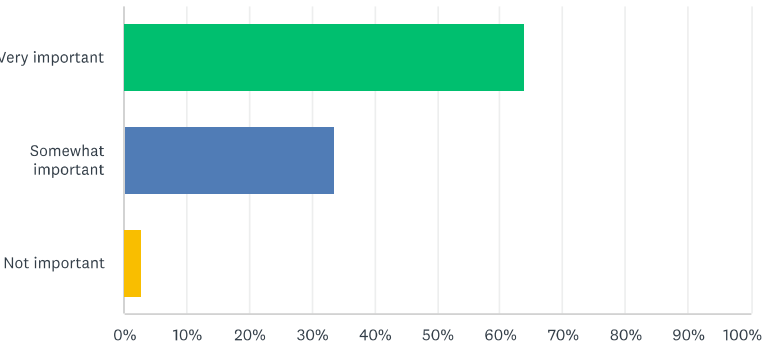


ANSWER CHOICES	RESPONSES	
Very Satisfied	78.57%	407
Somewhat Satisfied	18.92%	98
Dissatisfied	2.51%	13
TOTAL		518

Q6

Overall, how important is OLLI to you?

Answered: 518    Skipped: 269



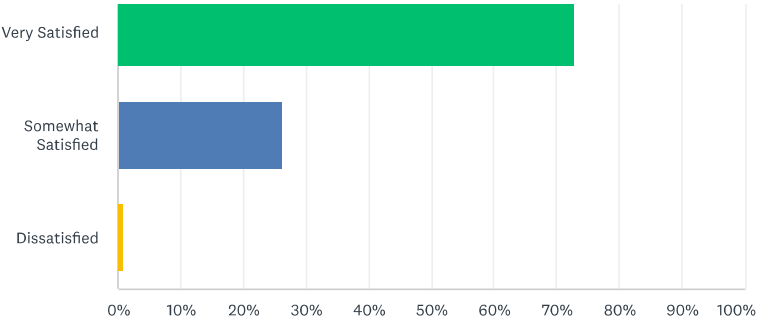
ANSWER CHOICES	RESPONSES	
Very important	63.90%	331
Somewhat important	33.40%	173
Not important	2.70%	14
TOTAL		518

Q7

How satisfied are you with the range of courses offered?

Answered: 107    Skipped: 680



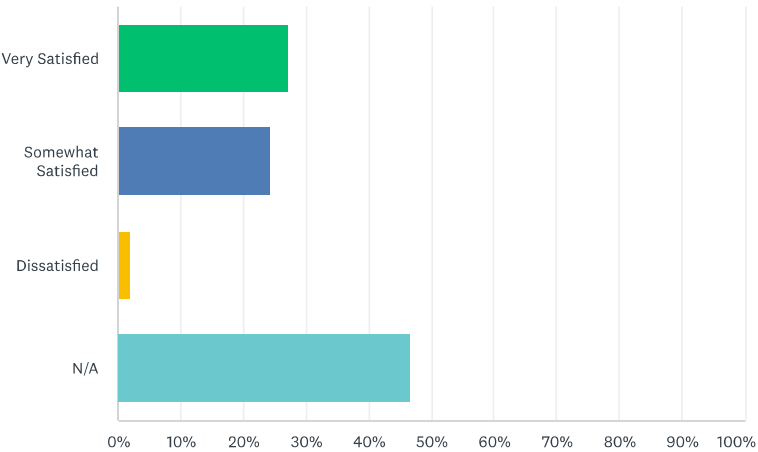


ANSWER CHOICES	RESPONSES	
Very Satisfied	72.90%	78
Somewhat Satisfied	26.17%	28
Dissatisfied	0.93%	1
TOTAL		107

Q8

How satisfied are you with the range of topics covered in the Friday lecture series?

Answered: 107    Skipped: 680

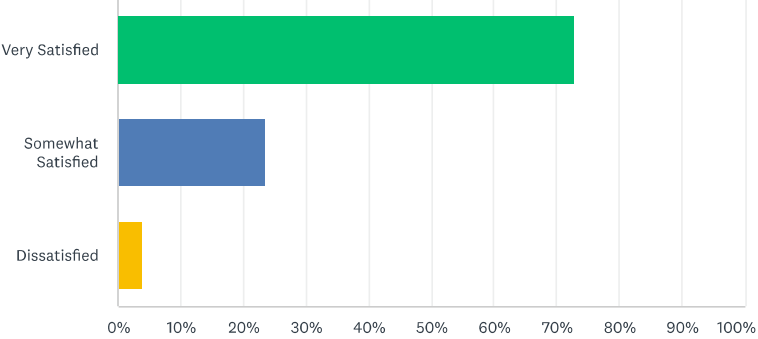


ANSWER CHOICES	RESPONSES	
Very Satisfied	27.10%	29
Somewhat Satisfied	24.30%	26
Dissatisfied	1.87%	2
N/A	46.73%	50
TOTAL		107

Q9

How satisfied are you with the overall OLLI academic experience?

Answered: 107    Skipped: 680

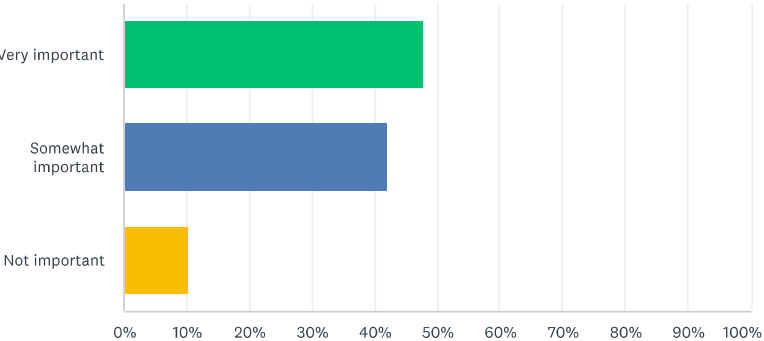


ANSWER CHOICES	RESPONSES	
Very Satisfied	72.90%	78
Somewhat Satisfied	23.36%	25
Dissatisfied	3.74%	4
TOTAL		107

Q10

Overall, how important is OLLI to you?

Answered: 107   Skipped: 680



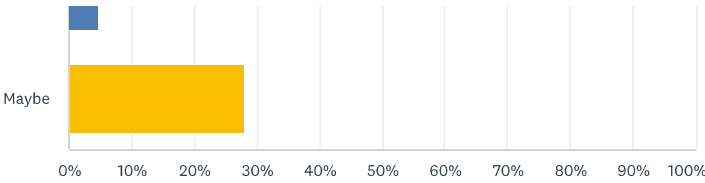
ANSWER CHOICES	RESPONSES	
Very important	47.66%	51
Somewhat important	42.06%	45
Not important	10.28%	11
TOTAL		107

Q11

Do you intend to continue taking courses at OLLI in Fall 2023?

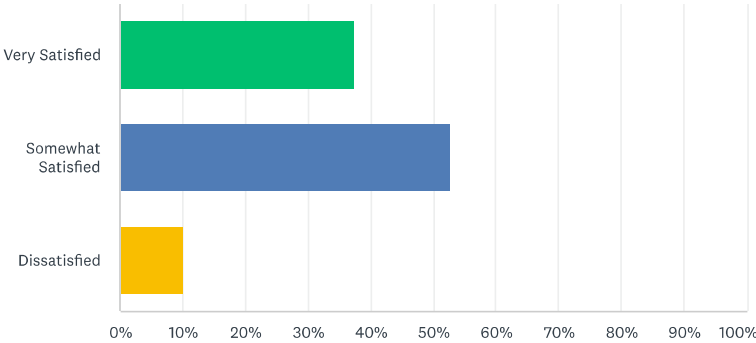
Answered: 107   Skipped: 680





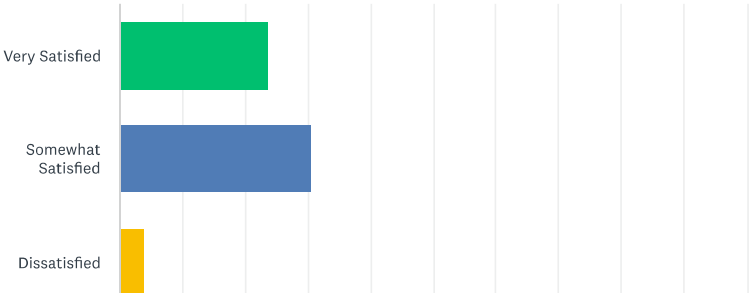
ANSWER CHOICES	RESPONSES	
Yes	67.29%	72
No	4.67%	5
Maybe	28.04%	30
TOTAL		107

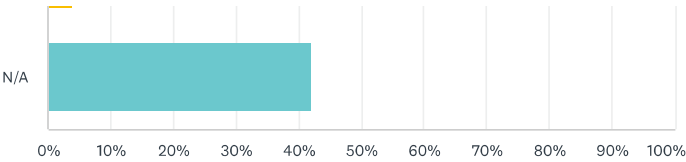
**Q12**  
How satisfied were you with the range of courses offered?  
Answered: 131   Skipped: 656



ANSWER CHOICES	RESPONSES	
Very Satisfied	37.40%	49
Somewhat Satisfied	52.67%	69
Dissatisfied	9.92%	13
TOTAL		131

**Q13**  
How satisfied were you with the range of topics covered in the Friday lecture series?  
Answered: 131   Skipped: 656



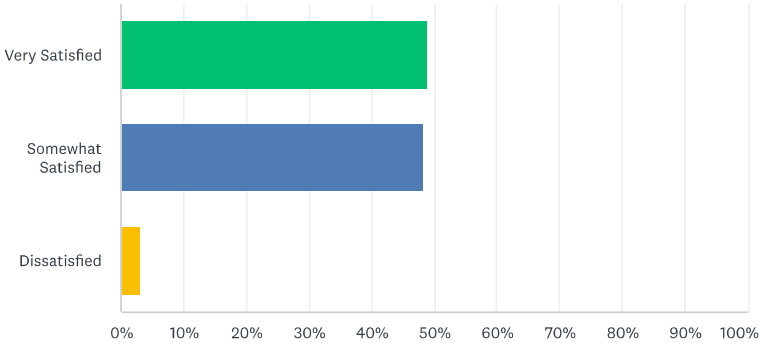


ANSWER CHOICES	RESPONSES	
Very Satisfied	23.66%	31
Somewhat Satisfied	30.53%	40
Dissatisfied	3.82%	5
N/A	41.98%	55
TOTAL		131

Q14

How satisfied were you with the overall OLLI academic experience?

Answered: 131   Skipped: 656

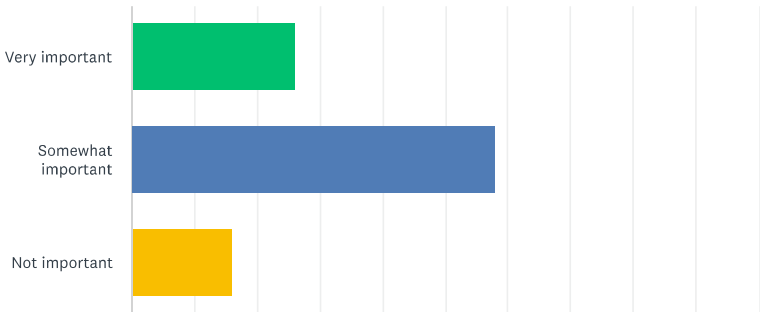


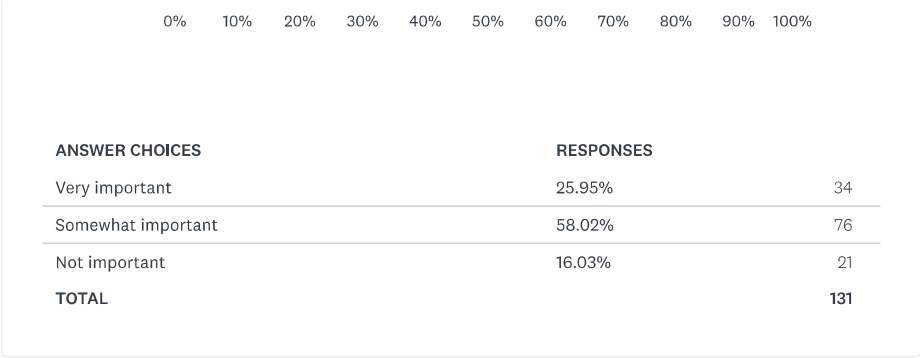
ANSWER CHOICES	RESPONSES	
Very Satisfied	48.85%	64
Somewhat Satisfied	48.09%	63
Dissatisfied	3.05%	4
TOTAL		131

Q15

Overall, how important is OLLI to you?

Answered: 131   Skipped: 656

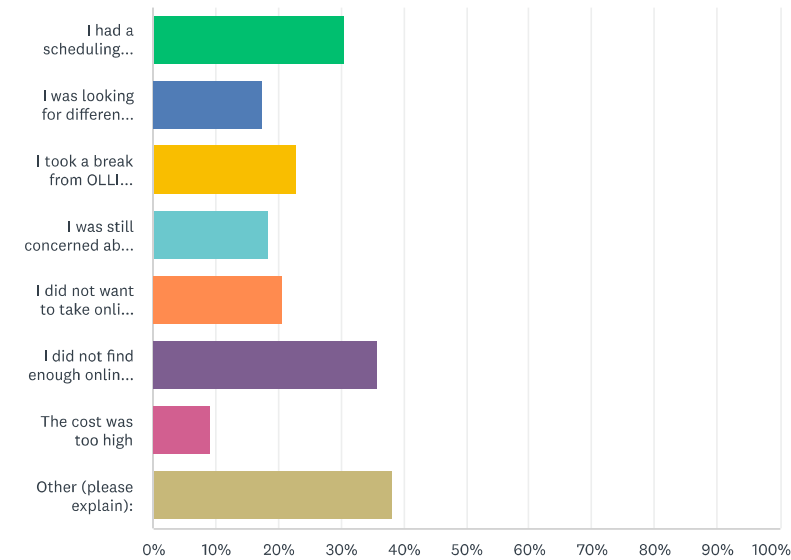




Q16

Briefly, can you explain why you did not register for OLLI semester classes in Spring 2022, Fall 2022, or Spring 2023? Please check all that apply:

Answered: 131    Skipped: 656



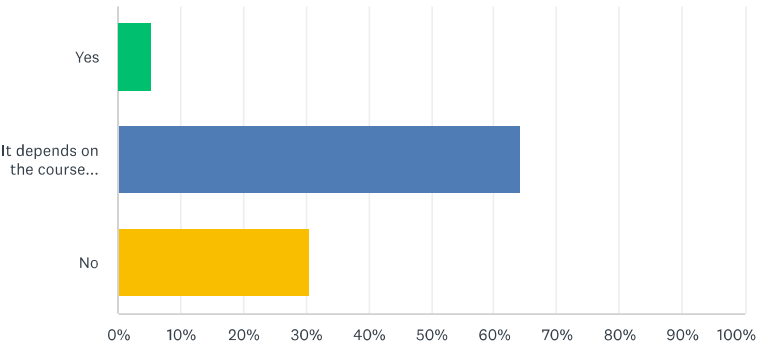
ANSWER CHOICES	RESPONSES	
I had a scheduling conflict (e.g., travel plans, planned medical procedures, etc.)	30.53%	40
I was looking for different classes that were not available at that time	17.56%	23
I took a break from OLLI courses	22.90%	30
I was still concerned about COVID and did not want to take in-person courses	18.32%	24
I did not want to take online courses	20.61%	27
I did not find enough online courses that interested me	35.88%	47
The cost was too high	9.16%	12
Other (please explain):	38.17%	50
Total Respondents: 131		

Q17

At this point, do you plan to register for the Fall 2023 semester?

Answered: 131    Skipped: 656





ANSWER CHOICES	RESPONSES	
Yes	5.34%	7
It depends on the course offerings	64.12%	84
No	30.53%	40
TOTAL		131

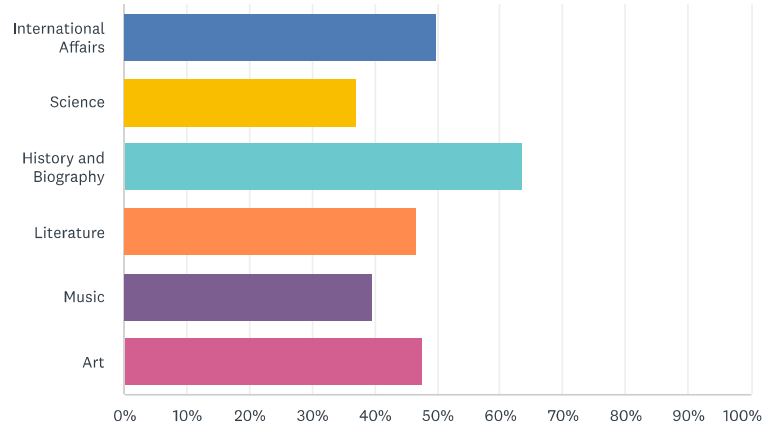
**Q18**  
What new topics/courses would you like to see offered at OLLI?

Answered: 586    Skipped: 201

**Q19**  
What subject areas interest you most for Friday lectures?  
Please check all that apply.

Answered: 725    Skipped: 62



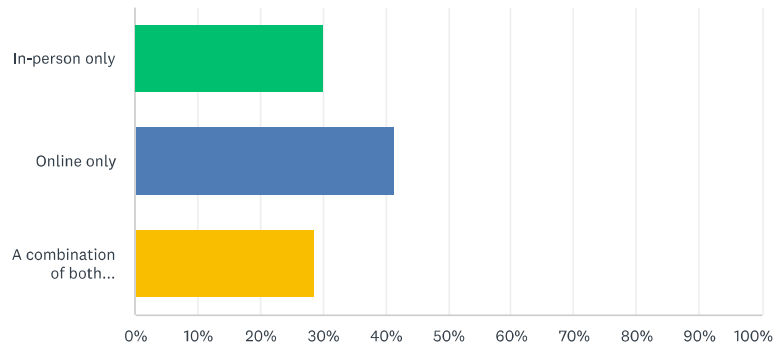


ANSWER CHOICES	RESPONSES	
Politics, Law, and Policy	58.07%	421
International Affairs	49.93%	362
Science	37.10%	269
History and Biography	63.45%	460
Literature	46.62%	338
Music	39.59%	287
Art	47.45%	344
Total Respondents: 725		

Q20

Which class format did you most recently take?

Answered: 724 Skipped: 63

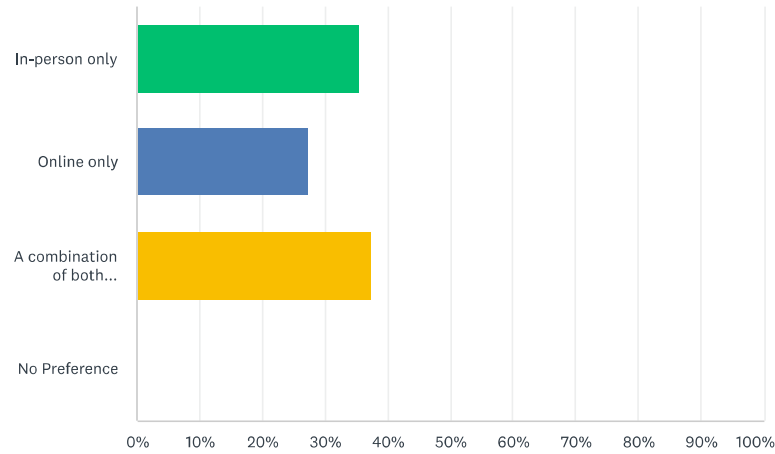


ANSWER CHOICES	RESPONSES	
In-person only	30.11%	218
Online only	41.30%	299
A combination of both in-person and online	28.59%	207
TOTAL		724

Q21

Which class format do you prefer taking?

Answered: 724 Skipped: 63

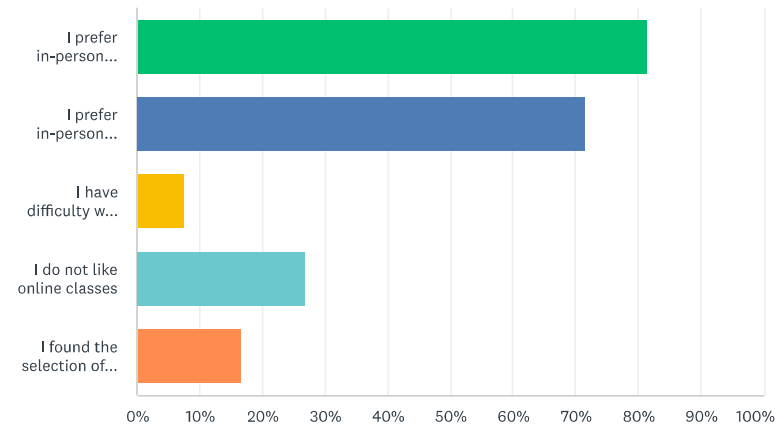


ANSWER CHOICES	RESPONSES	
In-person only	35.36%	256
Online only	27.35%	198
A combination of both in-person and online classes	37.29%	270
No Preference	0.00%	0
TOTAL		724

Q22

What are your primary reasons for only taking in-person classes? Please check all that apply.

Answered: 254   Skipped: 533

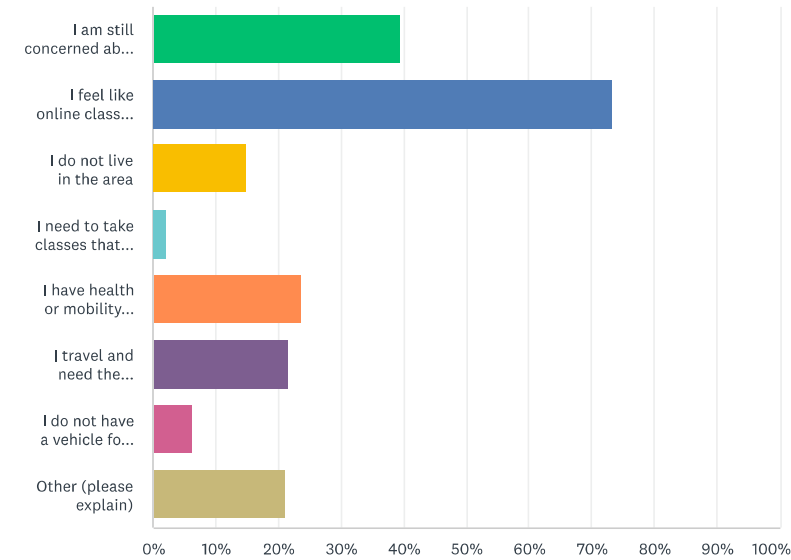


ANSWER CHOICES	RESPONSES	
I prefer in-person because of the social connection	81.50%	207
I prefer in-person because I like being in a classroom to learn	71.65%	182
I have difficulty with the technology used for online classes	7.48%	19
I do not like online classes	26.77%	68
I found the selection of in-person classes better suited my interests	16.54%	42
Total Respondents: 254		

Q23

What are your primary reasons for only taking online classes? Please check all that apply.

Answered: 195    Skipped: 592

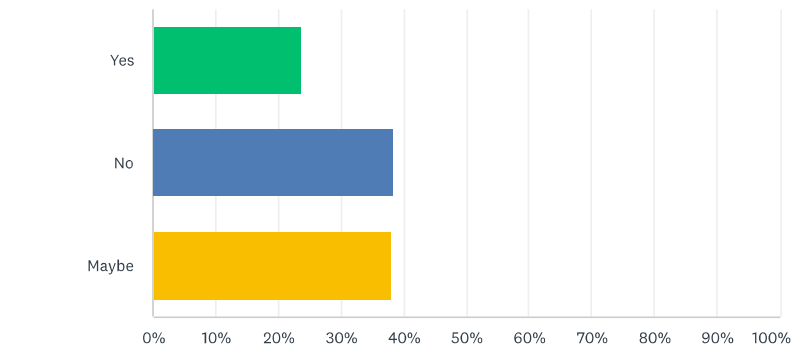


ANSWER CHOICES	RESPONSES	
I am still concerned about COVID	39.49%	77
I feel like online classes are more convenient	73.33%	143
I do not live in the area	14.87%	29
I need to take classes that have closed captioning	2.05%	4
I have health or mobility issues	23.59%	46
I travel and need the flexibility to access online classes	21.54%	42
I do not have a vehicle for transportation	6.15%	12
Other (please explain)	21.03%	41
Total Respondents: 195		

Q24

Moving forward, would you consider taking in-person classes?

Answered: 195    Skipped: 592

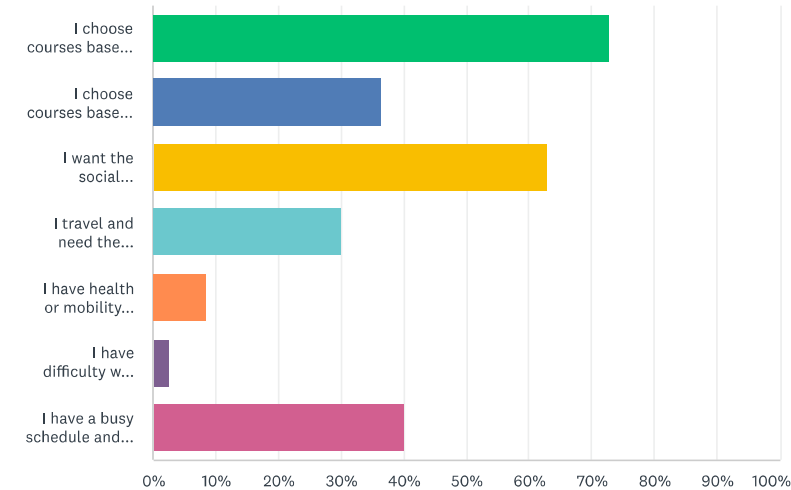


ANSWER CHOICES	RESPONSES	
Yes	23.59%	46
No	38.46%	75
Maybe	37.95%	74
TOTAL		195

Q25

What are your primary reasons for taking a combination of in-person and online classes? Please check all that apply.

Answered: 269    Skipped: 518

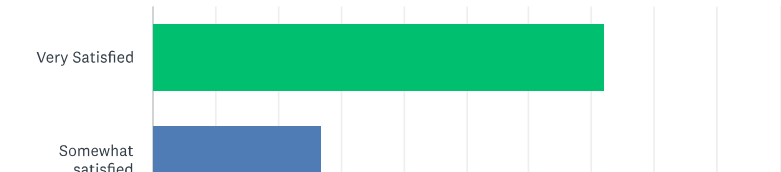


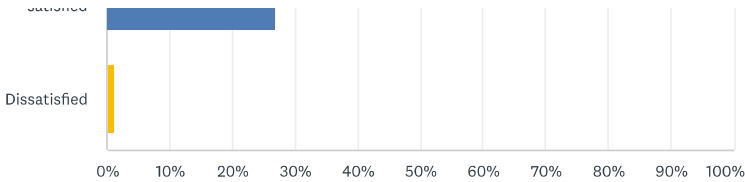
ANSWER CHOICES	RESPONSES	
I choose courses based on content	72.86%	196
I choose courses based on the specific instructor	36.43%	98
I want the social interaction of in-person and the convenience of online courses	62.83%	169
I travel and need the flexibility to access both formats	30.11%	81
I have health or mobility issues	8.55%	23
I have difficulty with the technology used for online classes but choose online based on content or instructor	2.60%	7
I have a busy schedule and taking both formats is most convenient for me	40.15%	108
Total Respondents: 269		

Q26

Are you satisfied with the Fall Semester start and end dates?

Answered: 693    Skipped: 94



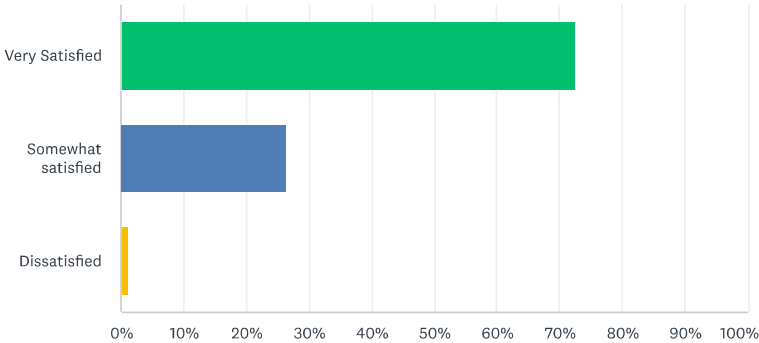


ANSWER CHOICES	RESPONSES	
Very Satisfied	72.15%	500
Somewhat satisfied	26.84%	186
Dissatisfied	1.01%	7
TOTAL		693

Q27

Are you satisfied with the Spring Semester start and end dates?

Answered: 697    Skipped: 90

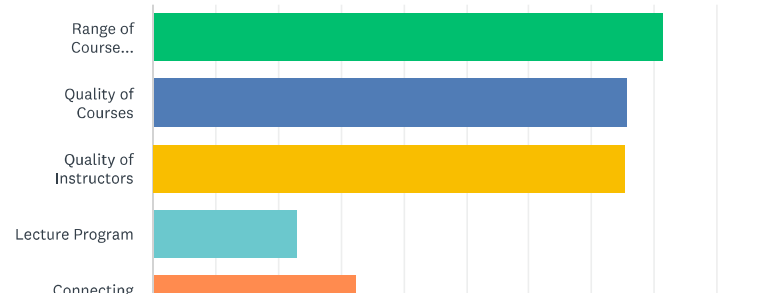


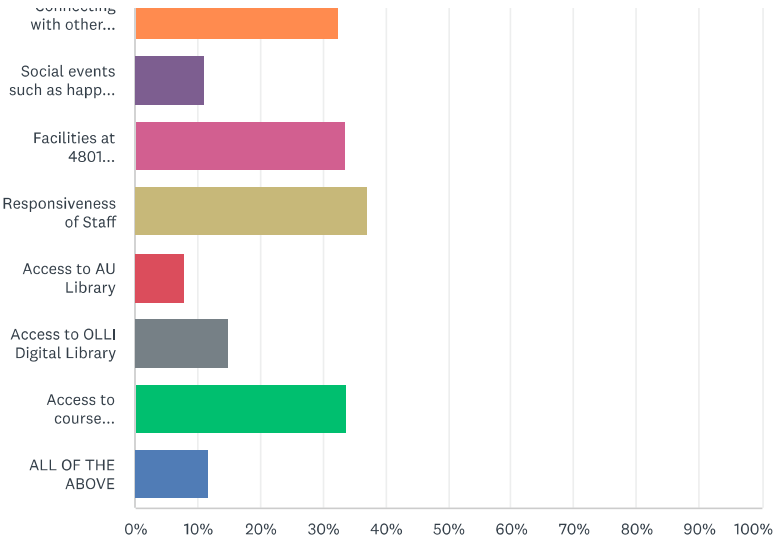
ANSWER CHOICES	RESPONSES	
Very Satisfied	72.60%	506
Somewhat satisfied	26.40%	184
Dissatisfied	1.00%	7
TOTAL		697

Q28

What do you consider to be the strengths of OLLI at AU?  
Check all that apply and provide any comments you have.

Answered: 688    Skipped: 99



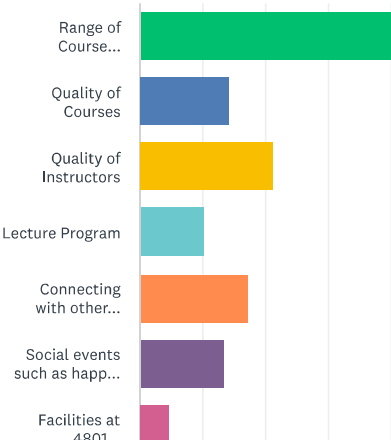


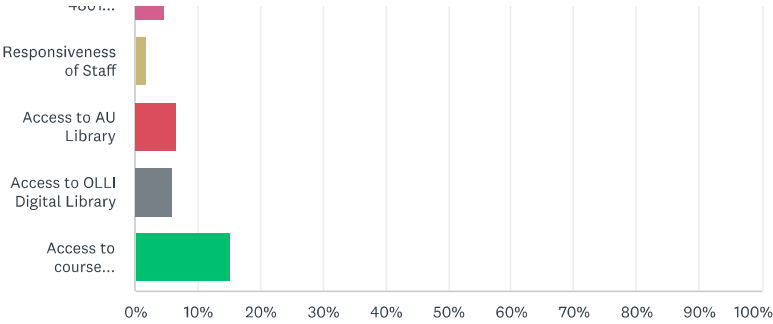
ANSWER CHOICES	RESPONSES	
Range of Course Offerings	81.40%	560
Quality of Courses	75.73%	521
Quality of Instructors	75.44%	519
Lecture Program	22.97%	158
Connecting with other members	32.41%	223
Social events such as happy hours, holiday party, tours/trips, etc.	11.19%	77
Facilities at 4801 Massachusetts Ave	33.58%	231
Responsiveness of Staff	37.06%	255
Access to AU Library	7.85%	54
Access to OLLI Digital Library	14.97%	103
Access to course recordings during an academic session	33.72%	232
ALL OF THE ABOVE	11.77%	81
Total Respondents: 688		

Q29

What do you consider to be the areas that OLLI at AU could improve upon? Check all that apply and provide any comments you have.

Answered: 669    Skipped: 118



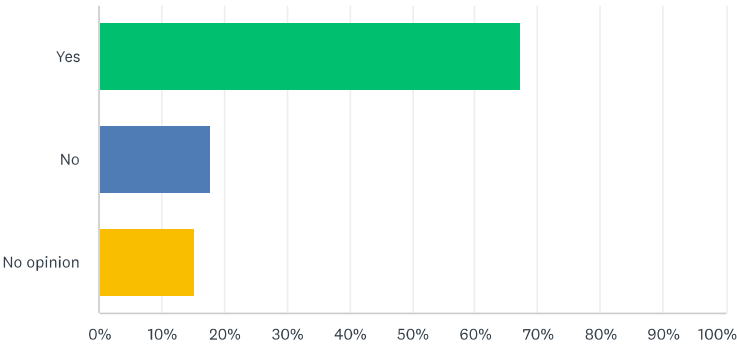


ANSWER CHOICES	RESPONSES	
Range of Course Offerings	40.06%	268
Quality of Courses	14.20%	95
Quality of Instructors	21.38%	143
Lecture Program	10.31%	69
Connecting with other members	17.34%	116
Social events such as happy hours, holiday party, tours/trips, etc.	13.45%	90
Facilities at 4801 Massachusetts Ave	4.78%	32
Responsiveness of Staff	1.64%	11
Access to AU Library	6.58%	44
Access to OLLI Digital Library	5.98%	40
Access to course recordings during an academic session	15.10%	101
Total Respondents: 669		

Q30

In addition to the recordings of online classes that OLLI already offers on its website, we are in the process of recording some in-person classes as an added benefit of membership.Would recordings of in-person classes be of interest to you?

Answered: 688    Skipped: 99



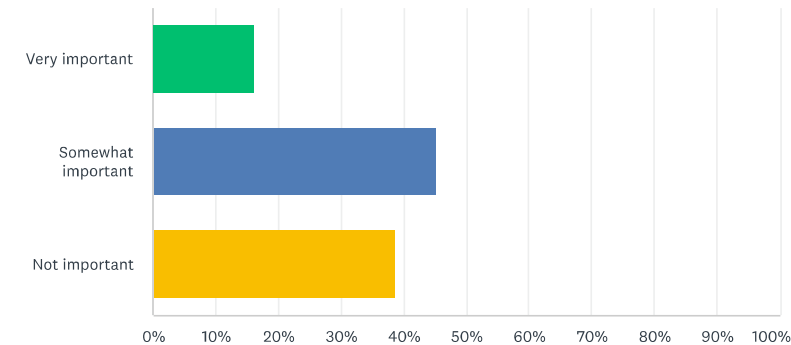
ANSWER CHOICES	RESPONSES	
Yes	67.15%	462
No	17.73%	122
No opinion	15.12%	104
TOTAL		688



Q31

How important to you are opportunities to socialize at OLLI?

Answered: 686    Skipped: 101

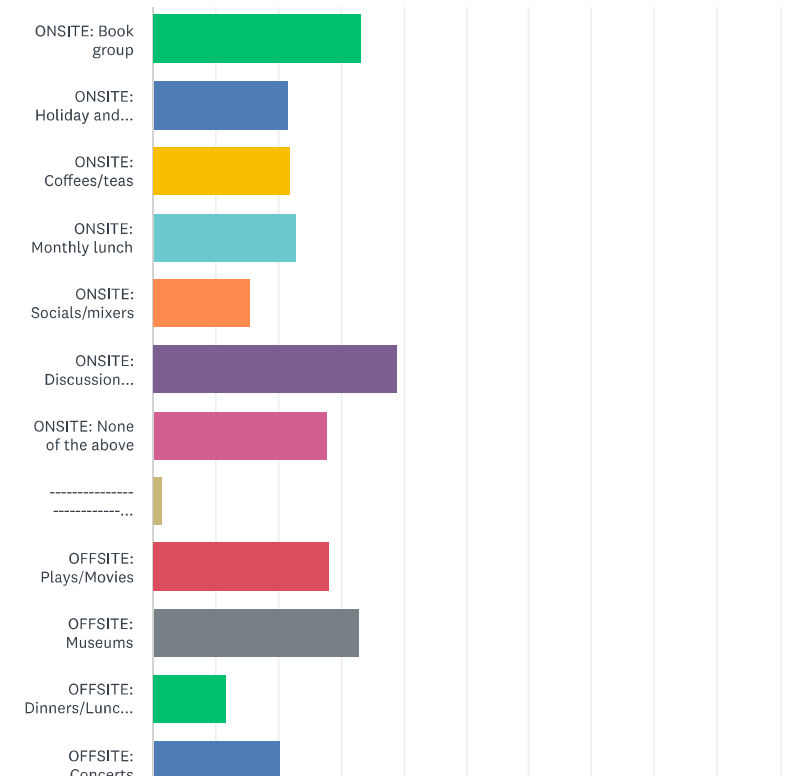


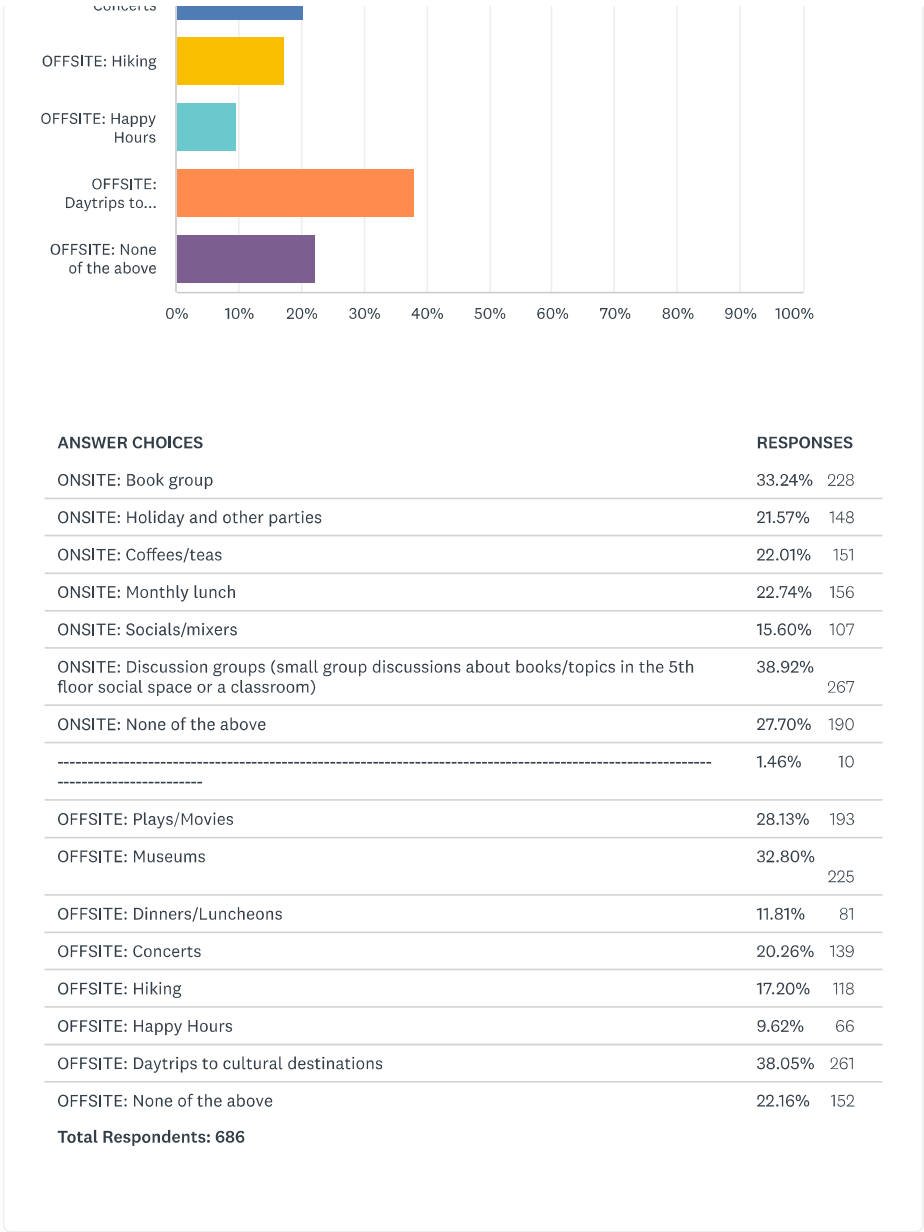
ANSWER CHOICES	RESPONSES	
Very important	16.18%	111
Somewhat important	45.19%	310
Not important	38.63%	265
TOTAL		686

Q32

Which of the following would you be likely to attend?  
Check all that apply.

Answered: 686    Skipped: 101

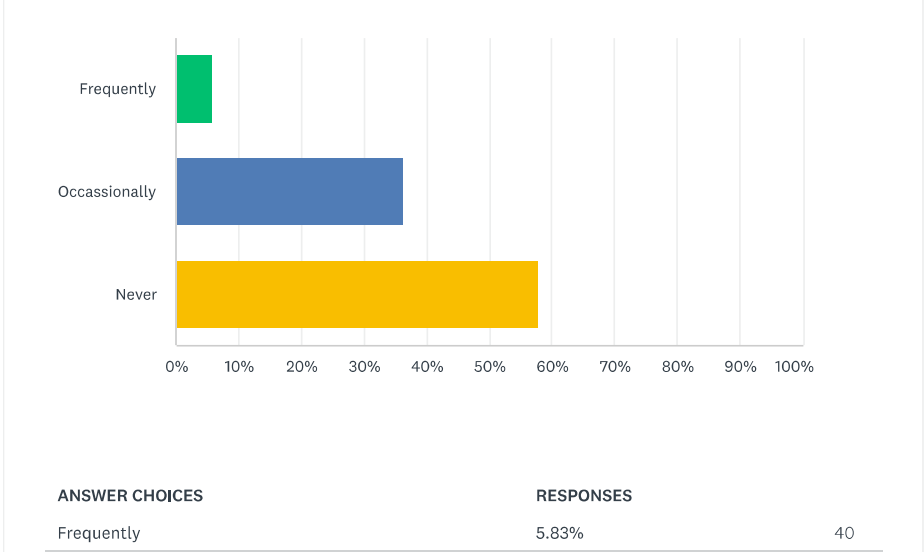




Q33

Do you use the 5th floor Social Space at OLLI?

Answered: 686 Skipped: 101

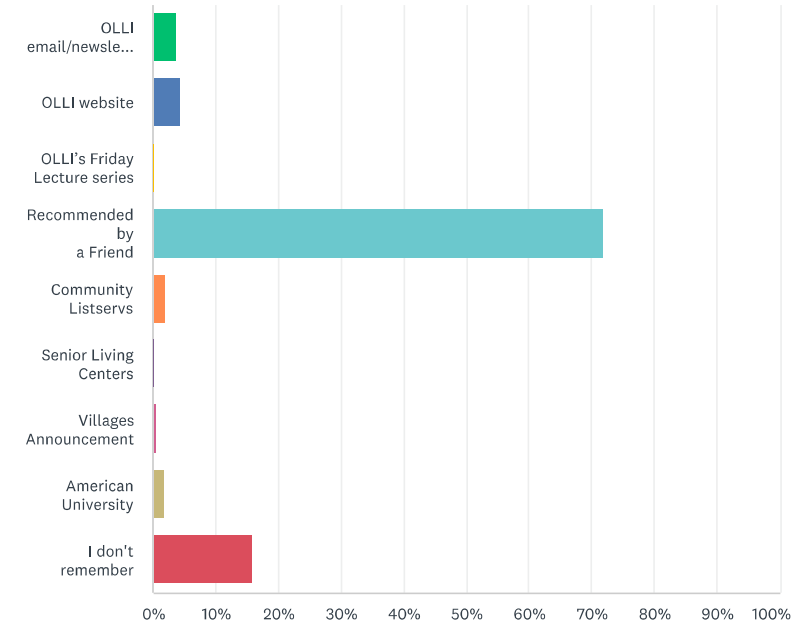


Occasionally	36.30%	249
Never	57.87%	397
TOTAL		686

Q34

How did you first learn about OLLI?

Answered: 681    Skipped: 106

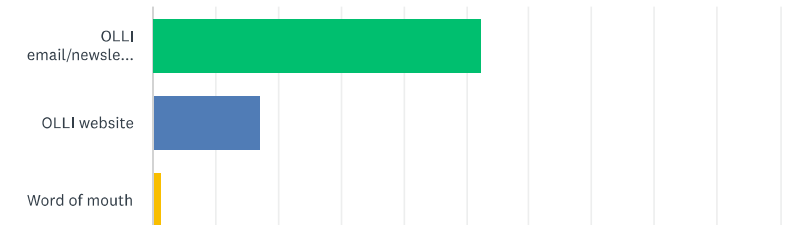


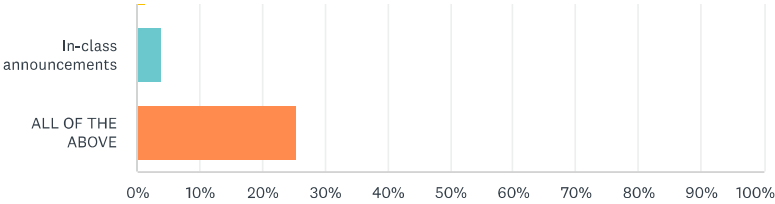
ANSWER CHOICES	RESPONSES	
OLLI email/newsletter	3.67%	25
OLLI website	4.26%	29
OLLI's Friday Lecture series	0.15%	1
Recommended by a Friend	71.95%	490
Community Listservs	1.91%	13
Senior Living Centers	0.15%	1
Villages Announcement	0.44%	3
American University	1.62%	11
I don't remember	15.86%	108
TOTAL		681

Q35

How do you get information from OLLI?

Answered: 681    Skipped: 106



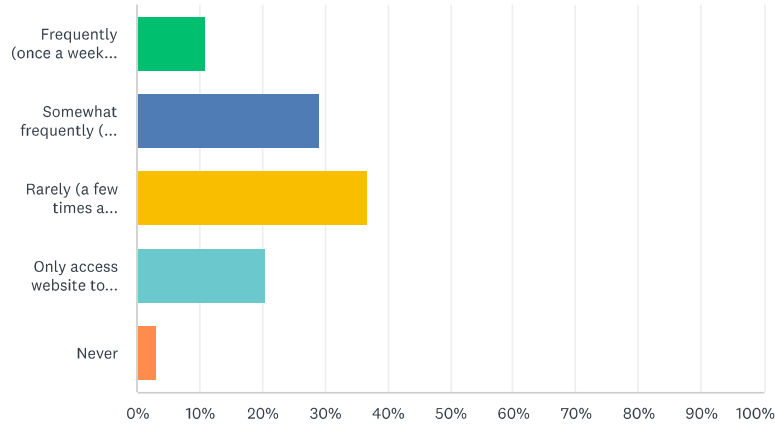


ANSWER CHOICES	RESPONSES	
OLLI email/newsletter	52.42%	357
OLLI website	17.03%	116
Word of mouth	1.32%	9
In-class announcements	3.82%	26
ALL OF THE ABOVE	25.40%	173
TOTAL		681

Q36

How often do you use the OLLI website?

Answered: 681    Skipped: 106



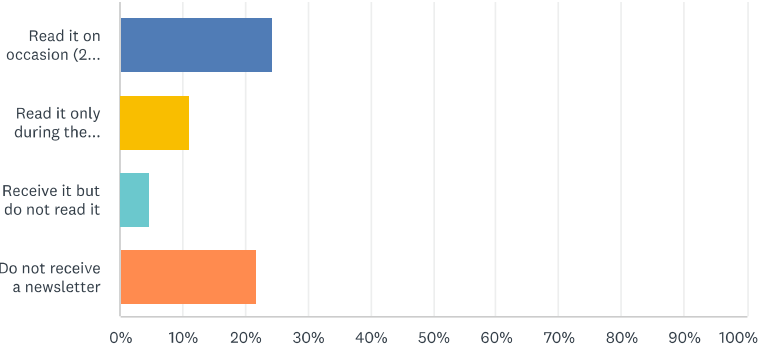
ANSWER CHOICES	RESPONSES	
Frequently (once a week or more)	10.87%	74
Somewhat frequently (a few times a month)	28.93%	197
Rarely (a few times a semester)	36.71%	250
Only access website to register for academic sessions or events	20.56%	140
Never	2.94%	20
TOTAL		681

Q37

OLLI sends out a weekly newsletter. Do you read it and if so, how often?

Answered: 680    Skipped: 107



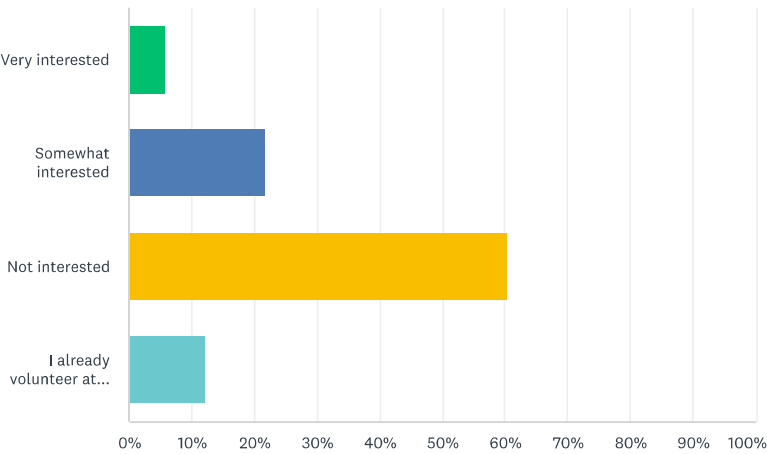


ANSWER CHOICES	RESPONSES	
Read it weekly	38.09%	259
Read it on occasion (2 times/month)	24.26%	165
Read it only during the academic session I am registered for	11.18%	76
Receive it but do not read it	4.71%	32
Do not receive a newsletter	21.76%	148
TOTAL		680

Q38

How interested are you in volunteering at OLLI?

Answered: 672 Skipped: 115

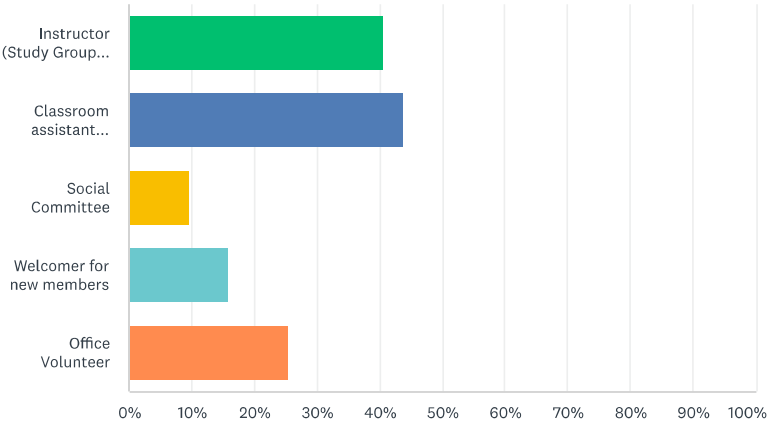


ANSWER CHOICES	RESPONSES	
Very interested	5.80%	39
Somewhat interested	21.73%	146
Not interested	60.42%	406
I already volunteer at OLLI	12.05%	81
TOTAL		672

Q39

If you are interested in volunteering, what areas would you be interested in volunteering for? Check all that apply:

Answered: 197    Skipped: 590



ANSWER CHOICES	RESPONSES	
Instructor (Study Group Leader)	40.61%	80
Classroom assistant (Study Group Rep)	43.65%	86
Social Committee	9.64%	19
Welcomer for new members	15.74%	31
Office Volunteer	25.38%	50
Total Respondents: 197		

Q40

If you are interested in volunteering at OLLI, please share your name and email below.

Answered: 120    Skipped: 667

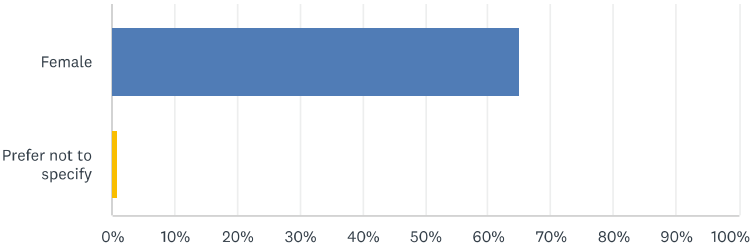
ANSWER CHOICES	RESPONSES	
Name	100.00%	120
Company	0.00%	0
Address	0.00%	0
Address 2	0.00%	0
City/Town	0.00%	0
State/Province	0.00%	0
ZIP/Postal Code	0.00%	0
Country	0.00%	0
Email Address	99.17%	119
Phone Number	0.00%	0

Q41

Gender:

Answered: 659    Skipped: 128



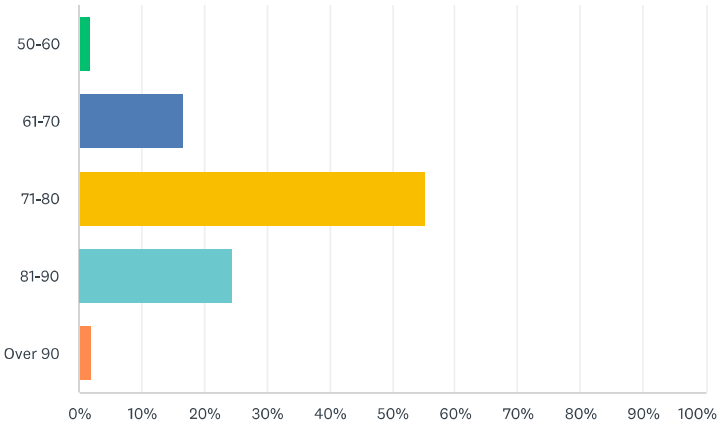


ANSWER CHOICES	RESPONSES	
Male	34.14%	225
Female	64.95%	428
Prefer not to specify	0.91%	6
TOTAL		659

Q42

Age:

Answered: 659    Skipped: 128



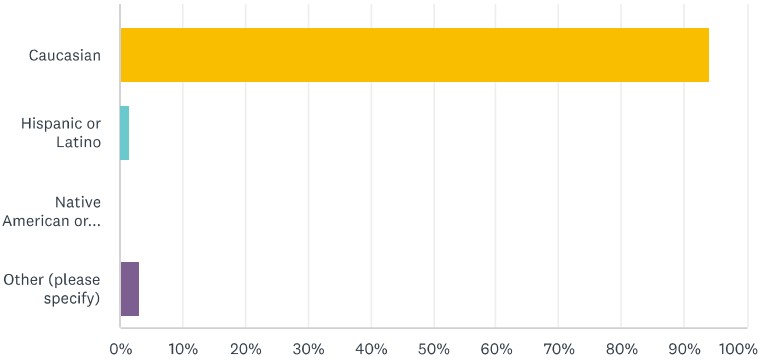
ANSWER CHOICES	RESPONSES	
50-60	1.67%	11
61-70	16.54%	109
71-80	55.24%	364
81-90	24.58%	162
Over 90	1.97%	13
TOTAL		659

Q43

Ethnic background (Check all that apply):

Answered: 649    Skipped: 138



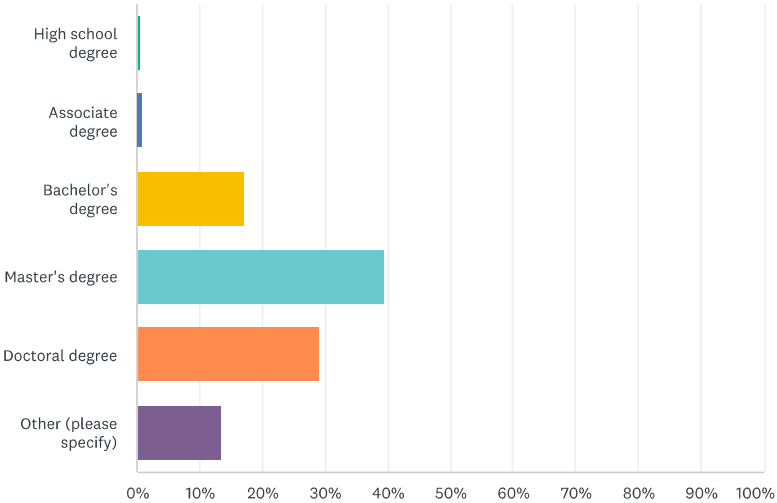


ANSWER CHOICES	RESPONSES	
African American	2.62%	17
Asian or Pacific Islander	0.62%	4
Caucasian	93.99%	610
Hispanic or Latino	1.39%	9
Native American or American Indian	0.00%	0
Other (please specify)	3.08%	20
Total Respondents: 649		

Q44

What is the highest level of education you have completed?

Answered: 660    Skipped: 127



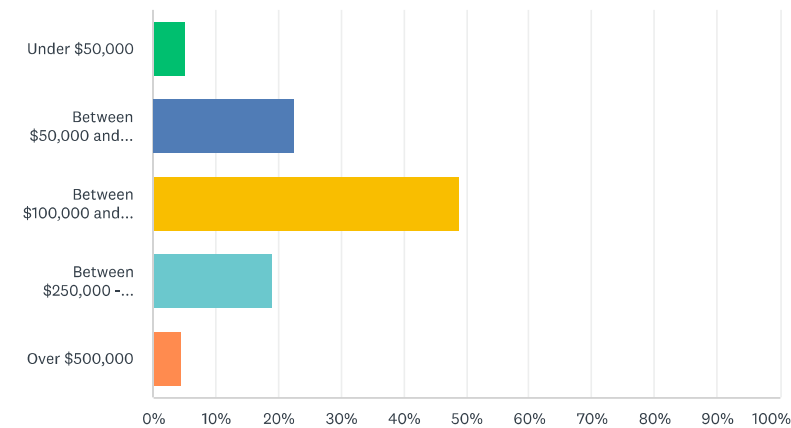
ANSWER CHOICES	RESPONSES	
High school degree	0.45%	3
Associate degree	0.76%	5
Bachelor's degree	16.97%	112
Master's degree	39.39%	260
Doctoral degree	28.94%	191
Other (please specify)	13.48%	89
TOTAL		660



Q45

Present income range:

Answered: 528    Skipped: 259

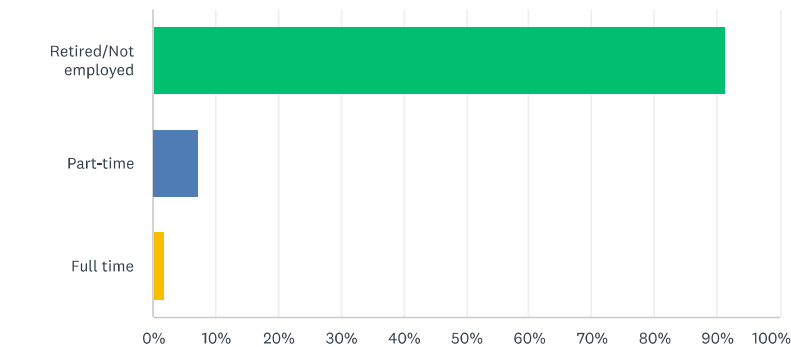


ANSWER CHOICES	RESPONSES	
Under \$50,000	5.11%	27
Between \$50,000 and \$100,000	22.54%	119
Between \$100,000 and \$250,000	48.86%	258
Between \$250,000 - \$500,000	18.94%	100
Over \$500,000	4.55%	24
TOTAL		528

Q46

Employment status:

Answered: 656    Skipped: 131



ANSWER CHOICES	RESPONSES	
Retired/Not employed	91.16%	598
Part-time	7.16%	47
Full time	1.68%	11
TOTAL		656

Q47

Would you be interested in talking to us about this survey or being involved in a focus group? If so, please include your name and email address below.

Answered: 116    Skipped: 671

ANSWER CHOICES	RESPONSES	
Name:	100.00%	116
Email:	100.00%	116

Powered by  SurveyMonkey

Check out our [sample surveys](#) and [create your own now!](#)